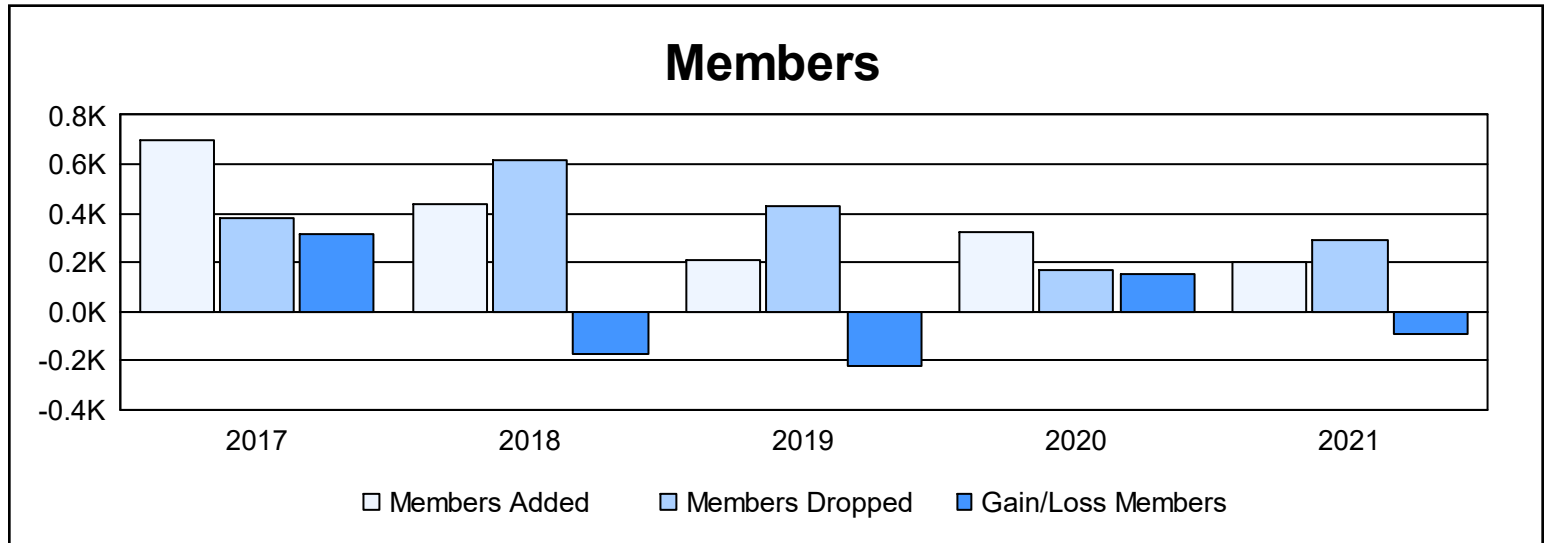
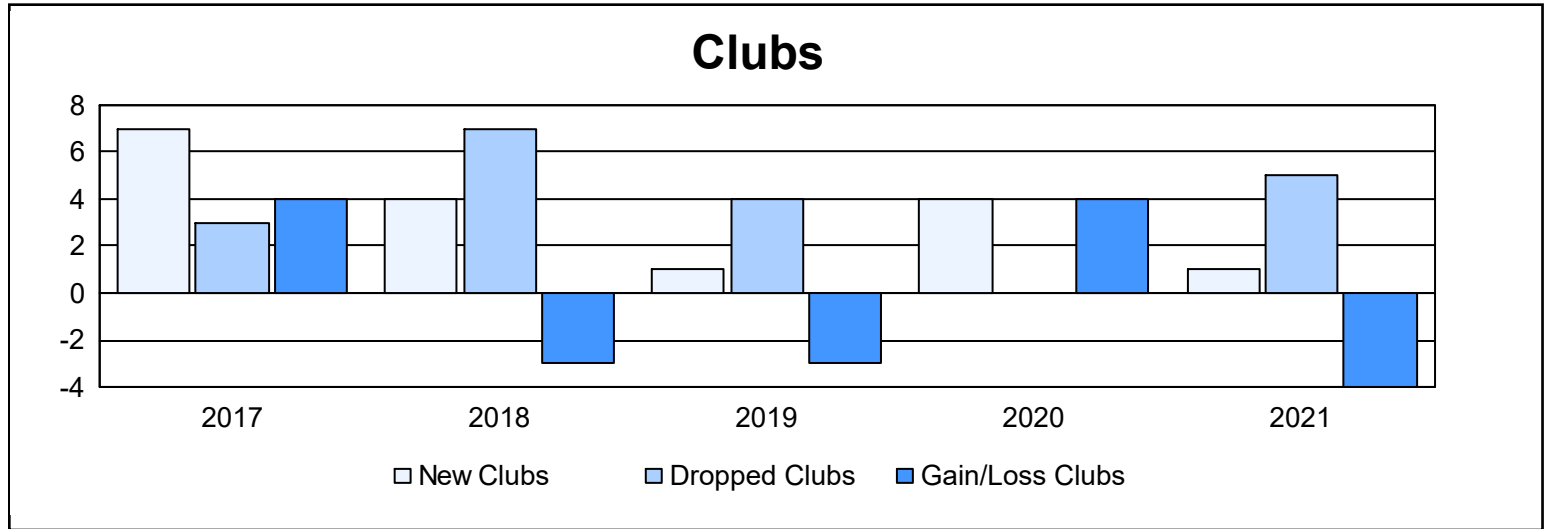
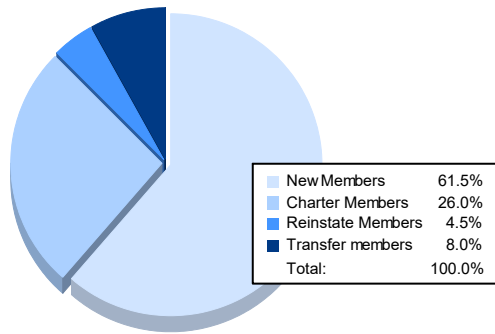


| Year | New Clubs | Dropped Clubs | Gain/ Loss Clubs | New Members | Charter Members | Reinstate Members | Transfer Members | Total Member Added | Total Members Dropped | Gain/ Loss Members |
|----------------|-----------|---------------|------------------|-------------|-----------------|-------------------|------------------|--------------------|-----------------------|--------------------|
| 2016-2017 | 7 | 3 | 4 | 511 | 162 | 22 | 0 | 695 | 381 | 314 |
| 2017-2018 | 4 | 7 | -3 | 294 | 113 | 24 | 8 | 439 | 613 | -174 |
| 2018-2019 | 1 | 4 | -3 | 161 | 40 | 0 | 8 | 209 | 432 | -223 |
| 2019-2020 | 4 | 0 | 4 | 215 | 85 | 14 | 9 | 323 | 172 | 151 |
| 2020-2021 | 1 | 5 | -4 | 123 | 52 | 9 | 16 | 200 | 293 | -93 |
| Average | 3 | 4 | 0 | 261 | 90 | 14 | 8 | 373 | 378 | -5 |



Membership Composition June 2021 Cumulative



Gender Composition June 2021 Cumulative

